
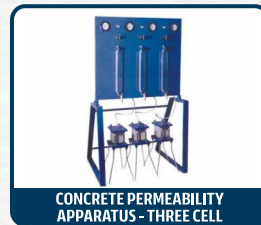
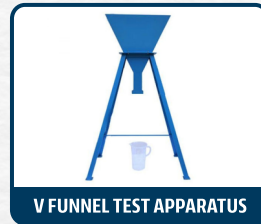




CONCRETE TESTING LAB EQUIPMENTS



AGGREGATE TESTING LAB EQUIPMENTS



REFILL SAMPLE DIVIDER



CRUSHING VALUE OF AGGREGATE



IMPACT TESTING MACHINE AGGREGATE



DEVAL ABRASION TEST MACHINE



JAW CRUSHER MACHINE



PULVERISER MACHINE FOR AGGREGATE



TILE ABRASION TESTING MACHINE



LENGTH / THICKNESS GAUGE




DENSITY BASKET FOR AGGREGATE TEST



DIGITAL LOS ANGELES ABRASION TEST, APPARATUS

CEMENT TESTING LAB EQUIPMENTS



CUBE MOTOR VIBRATING MACHINE




BLAINE AIR PERMEABILITY TEST



CEMENT AUTOCLAVE LABORATORY



VICAT NEEDLE APPARATUS




CEMENT SOUNDNESS TEST APPARATUS



LENGTH COMPARATOR APPARATUS



HUMIDITY CHAMBER FOR CEMENT TESTING



FLOW TABLE OF CEMENT TEST



GILLMORE NEEDLE APPARATUS



FLOW TABLE FOR CEMENT MORTAR, MOTORIZED



ELECTRIC PLANETARY MIXER MORTAR MIXER



MARSH FUNNEL WITH MEASURING JAR



MUD BALANCE



GAUGING TROWEL



STANDARD SPATULA



CEMENT CUBE MOULD 70.6 MM



PRISM MOULD THREE GANG



BRIQUETTES MOULD SINGLE



RING MOULD FOR CEMENT TESTING



CEMENT SAMPLER



JOLTING APPARATUS



Cement Tensile Testing Machine



LE CHATELIER FLASK



SHRINKAGE BAR MOULD

SOIL & SAND TESTING LAB EQUIPMENTS



DYNAMIC CONE PENETROMETER




DEAD WEIGHT TYPE OIL AND WATER CONSTANT PRESSURE SYSTEM



RAPID MOISTURE METER



SEMI AUTOMATIC CONE PENETROMETER



LIQUID LIMIT DEVICE WITH COUNTER



SAND DENSITY CONE APPARATUS



ELECTRIC PLANETARY MIXER MORTAR MIXER



MARSH FUNNEL WITH MEASURING JAR



UNIVERSAL PERMEABILITY



SAND POURING CYLINDER



PARTICLE SIZE SEDIMENTATION (HYDROMETER METHOD)



PLASTIC LIMIT SET



SHRINKAGE LIMIT SET



LINEAR SHRINKAGE MOULD



SOIL CONE PENETROMETER



PROCTOR NEEDLES (SPRING TYPE)



EXTRACTOR FRAME UNIVERSAL (SCREW TYPE)



CONSOLIDATION APPARATUS



SAND EQUIVALENT TEST SET



SAND EQUIVALENT TEST SET



PROCTOR COMPACTION



AUTOMATIC SOIL COMPACTOR



SIEVE SHAKER HAND OPERATED



SIEVE SHAKER MOTORIZED



G. I. / BRASS FRAME SIEVES 200, 300 & 450 MM DIA



PLATE BEARING TEST



LABORATORY CALIFORNIA BEARING RATIO APPARATUS, MOTORIZED



CALIFORNIA BEARING RATIO TEST (FIELD TYPE)



SWELL TEST APPARATUS



CONSOLIDATION APPARATUS (FRONT LOADING TYPE)



LABORATORY VANE SHEAR APPARATUS (MOTORIZED)



DIRECT SHEAR TEST APPARATUS



UNCONFINED COMPRESSION TESTER (MOTORIZED)



TRIAXIAL CELL



STANDARD PENETRATION TEST



IN-SITU VANE SHEAR TEST



SIEVE SHAKER - ROTAP TYPE



DOLLY CORE CUTTER



PYCNOMETERS



DENSITY BOTTLE (GAY-LUSSAC TYPE)

BITUMEN & CHEMICAL TESTING LAB EQUIPMENTS



ELASTIC RECOVERY MOULD



STRAIGHT EDGE (3 METERS)



BENKELMAN BEAM



PAVEMENT CORE DRILLING MACHINE



STANDARD TAR VISCOMETER



MARSHALL STABILITY TEST APPARATUS



MIXER WITH HEATING JACKET



DUCTILITY TESTING APPARATUS



AUTOMATIC COMPACTOR FOR BITUMINOUS MIXES




LOSS ON HEATING / THIN FILM OVEN



ROLLING THIN FILM OVEN



RING AND BALL APPARATUS ELECTRICAL



STANDARD PENETROMETER



DIGITAL PENETROMETER



STRIPPING VALUE APPARATUS



CENTRIFUGE EXTRACTOR HAND OPERATED



CENTRIFUGE EXTRACTOR MOTORIZED



KINEMATIC VISCOMETER BATH



SAY BOLT VISCOMETER

GENERAL LABORATORY TESTING LAB EQUIPMENTS



HUMIDITY CHAMBER




MUFFLE FURNACE



ELECTRONIC BALANCE



LABORATORY SCOOPS



G.I. TRAYS



GRADUATED MEASURING JARS



VACUUM PUMP



WATER BATH 6 HOLES



HOT AIR OVEN



HOT PLATE

SURVEY EQUIPMENT TESTING LAB EQUIPMENTS



WOODEN TRIPOD



SOKKIA LEVEL



LEICA LEVEL



SMALL PRISM



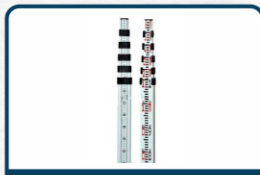
BIG PRISM



PRISMATIC COMPASS



PLANE TABLE SET



LEVELLING STAFF



RANGE POLE



PRISM WITH POLE



ALUMINUM TRIPOD



ELECTRONIC THEODOLITE



TOTAL STATION



LASER DISTANCE METER



AUTOMATIC LEVEL

CONSTRUCTION EQUIPMENTS



THREE PHASE RING MAKING MACHINE



BAR BENDING MACHINE



BAR CUTTING MACHINE



WHEELBARROW FOR CONCRETE



ELECTRICAL NEEDLE VIBRATOR



HANDY VIBRATOR NEEDLE



SOIL EARTH COMPACTOR
MACHINE RAMMER



EARTH COMPACTOR ELECTRIC

SAFETY EQUIPMENTS



ABOUT US

Precision Testing Sales Service Calibration

Since 2018, Bhalaji Associates has equipped construction and QA/QC labs across India with dependable testing instrument supported by ISO-certified calibration, rapid service, and expert guidance.



ISO-Certified
Company



On-Site
Repair Crew

- QA/QC Lab & Surveying Instruments
- NDT Testing & Custom CTM up to 3000 kN
- 48-Hour Spare-Parts Dispatch Nationwide

We Don't Just Sell Machines We Guarantee Accurate Results for Life

OUR SERVICES

Bhalaji Associates provides industry-leading QA/QC solutions with NABL certified equipment support. We specialize in Calibration, Repairing, and Maintenance of construction material testing instruments. Explore our two primary services tailored to ensure your operations run smoothly and accurately.

Calibration Service

Ensure precise and accurate results with our professional calibration services aligned to NABL standards.

- Compression Testing Machines
- Load Cells, Digital Balances
- Moulds, Sieves, Ovens, and more
- NCCBM & NPL Traceable Certificates for Audit & Compliance
- On-Site Calibration Support for Large Equipment

Repairing & Maintenance

Fast, reliable repair services for all types of material testing equipment with genuine parts and expert care. We understand downtime costs money – that's why we offer quick diagnostics and fast repair turnaround.

- Load Frame Repairs & Circuit Diagnostics
- Soil, Asphalt, and Cement Testing Equipment Maintenance
- Preventive Maintenance & Full Overhaul Service
- Replacement of Sensors, Motors, Display Panels, and Controllers
- Annual Maintenance Contracts (AMC) Available
- Pickup & Delivery of Instruments (within city limits)
- Calibration Support after Repair (as needed)



+91 93135 42247 | +91 99049 47481

bhalajiassociates@gmail.com

www.bhalajiassociates.com

Shed No. 03, Vinayak Industrial Estate-3,
Kathwada-Singarva Road,
Ahmedabad, Gujarat 382430